

PEOPLE BOARD OVERVIEW

ASSIMILATION & GROWTH TRACK


WHY

The Growth Track (People) Board is a tool used to visually track the progress and engagement of individuals through the Growth Track process.


The board helps put a face to every name, and a name to every face. Foster greater connections by equipping your team to know exactly who is in the Growth Track, where they are in the assimilation process, and their next step.

HOW

The Growth Track Wall is divided into Discovery 101 classes - each board represents a month/class. An individual is first added to the Growth Track Board on the month they attend Discovery 101 and will remain on that month's board. We track their connection and next steps from this point onwards for the next year.



BOARD




<p>TOP</p> <p>Those who have attended Discovery 101.</p>
<p>MIDDLE</p> <p>Those who have attended Serve Team 201. Once then have attended they receive a red label.</p>
<p>BOTTOM</p> <p>Those who graduated (3/7 classes) from Values 301.</p>

PICTURE KEY

As individuals progress through the Growth Track and start to engage, each photo magnet is updated according to the key below.

RED

- Attended Serve Team 201



Highlighted Name

- Signed Membership Agreement

STEP-BY-STEP

WHEN

After each Discovery 101 class, a new board is added to the GT wall.

After each GT Class, boards are updated to reflect any completed steps.

Reports: pull and sort by 101 date, then go to that month and move the pictures.

HOW

1. Take photos of each person who attends 101
 - a. Make sure their name tag is visible in picture.
2. The Volunteer Administrative Team enters and updates the database with all individual's information from Discovery 101 on Monday, the day after Discovery 101.
3. A Growth Track Team member generates two reports - one listing all photo pictures from the class and the other listing next steps, the Wednesday after Discovery 101.
4. A Growth Track representative prepares the photos and adds them to the GT Wall in the appropriate month – designating each individual with their correct label and/or next step.
5. Each week a GT representative will update the GT Wall by adding labels or moving individuals based on their class completion of a class.

NOTES

- Different dots to track different initiatives/focus/priorities
- Moving people based on registration not class completion (did this when we were smaller, and when email/text privacy laws were less. Currently registrations are inflated because people sign up just so they can get communication.)
- Key = face to name. Better connections in the commons.
- Determine what you want to track, and how the board best helps your team make better connections.

PEOPLE BOARD SHOPPING LIST

ASSIMILATION & GROWTH TRACK

BOARD

- 12 Whiteboards
- Whiteboard Tape - Black
- Board Eraser
- Dry Erase Markers

PHOTOS

- Magnetic Squares with Adhesive Backing
- Paper Trimmer
- Thermal Laminator
- Laminating Pouches
- Sharpies
- Color Coding Labels - Red